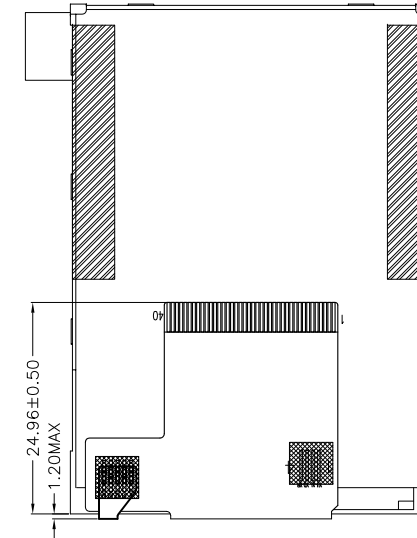
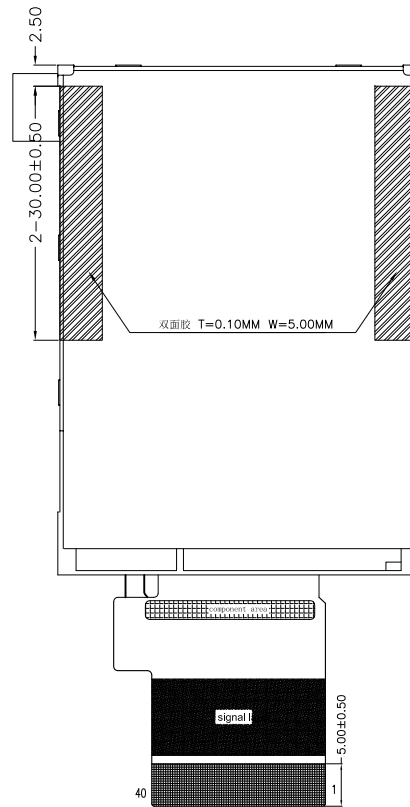
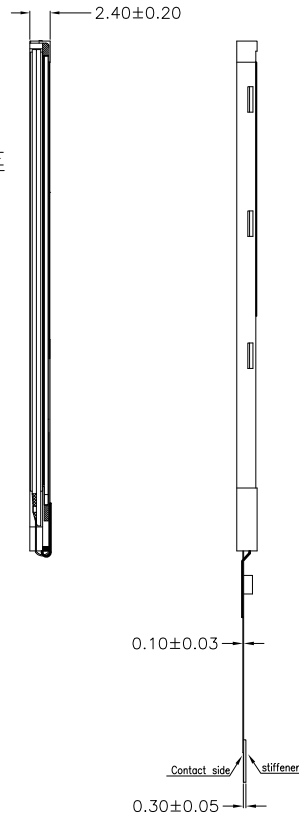
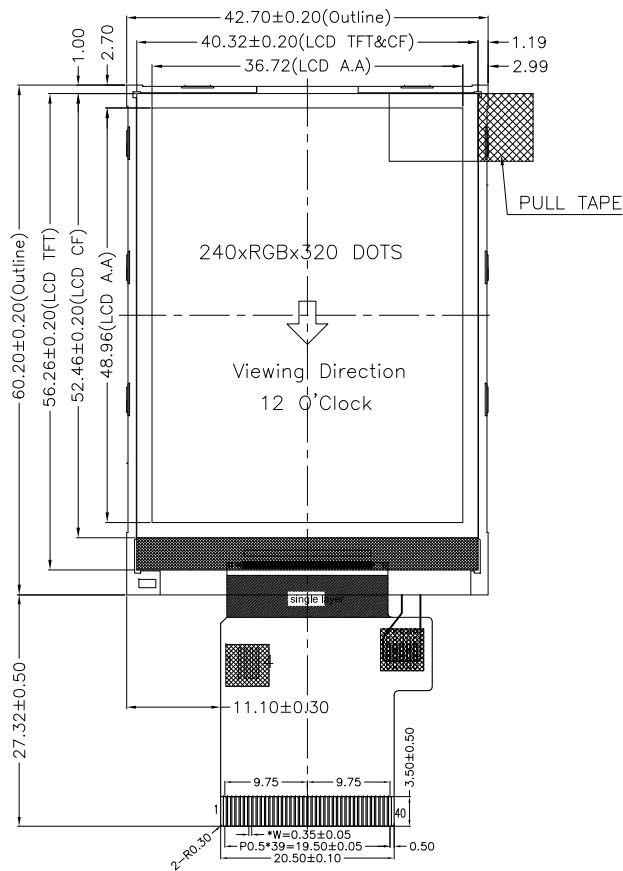


Revised Record

1.0 New Issue

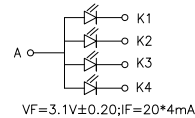
2015-09-01



FPC INTERFACE

1	IM0
2	XL(NC)
3	YU(NC)
4	XR(NC)
5	YD(NC)
6	GND
7	IOVCC
8	VCI
9	TE
10	CS
11	RS
12	/WR
13	/RD
14	DB0
15	DB1
16	DB2
17	DB3
18	DB4
19	DB5
20	DB6
21	DB7
22	DB8
23	DB9
24	DB10
25	DB11
26	DB12
27	DB13
28	DB14
29	DB15
30	/RESET
31	NC
32	A
33	LEDK1
34	LEDK2
35	LEDK3
36	LEDK4
37	NC
38	GND
39	GND
40	GND

BACKLIGHT CIRCUIT DIAGRAM



**BLAZE** Blaze Display Technology Co.,Ltd.

DISPLAY TYPE:	2.4" TFT	DISPLAY DRIVER:	ST7789V	PIXEL PITCH:	0.153 X 0.153 mm
POLARIZER MODE:	TRANSMISSIVE	OPERATING TEMP:	-20°C TO +70°C	LCM BRIGHTNESS (CD/M <sup>2</sup> ):	
VIEWING DIRECTION:	12 O'CLOCK Gray inversion	STORAGE TEMP:	-30°C TO +80°C	BACK LIGHT:	LED WHITE(X4), 并联
Dot matrix:	240(RGB)X320 DOTS	STRUCTURE:	LCD+IC+FPC+BL	MATERIAL NOTE	ROHS REQUEST

DESIGNED BY:	BDT-23	BDT-T2440-01-SERIES	VERSION:	1.0
CHECKED BY:	BDT-09		PAGE	1 OF 1
APPROVED BY:	BDT-05		UNIT:	mm
Website: <a href="http://www.blazedisplay.com">http://www.blazedisplay.com</a>			DATE:	2015-09-01